

SVARNIM TRADE UDYOG LIMITED
(CORPORATE IDENTIFICATION NUMBER: U65993WB1982PLC035067)
Regd. Off. : 8B, ROYD STREET, 1ST FLOOR, RN 6, KOLKATA-700016
Email id:-svarnimudyog@gmail.com; Ph no: 9167582344
Website:www.svarnim.com

Date: 16/10/2014

The Manager
Department of Corporate Services
The Calcutta Stock Exchange Limited
7, Lyons Range,
Kolkata-700 001

Dear Sir/Madam,

Sub: Shareholding Pattern for the quarter ended December 31, 2012


Please find enclosed herewith the Shareholding Pattern as per Clause 35 of the Listing Agreement, for the quarter ended on December 31, 2012.

Request to update your records.

Thanking You.

Yours faithfully

For Svarnim Trade Udyog Limited



Authorised Signatory

Encl: As above




Introductory sub-table (I)(a)

Name of the Company: Svarnim Trade Udyog Limited			
Scrip Code-10029447, Name of the scrip-Svarnim Trade , class of security-Equity			
Quarter ended: December 31,2012			
Partly paid-up shares:-			
	No. of partly paid-up shares	As a % of total no. of partly paid-up shares	As a % of total no. of shares of the company
Held by promoter/promoter group	0	0	0
Held by public	0	0	0
Total	0	0	0
Outstanding convertible securities:-			
	No. of outstanding securities	As a % of total no. of outstanding convertible securities	As a % of total no. of shares of the company, assuming full conversion of the convertible securities
Held by promoter/promoter group	0	0	0
Held by public	0	0	0
Total	0	0	0
Warrants:-			
	No. of warrants	As a % of total no. of warrants	As a % of total no. of shares of the company, assuming full conversion of warrants
Held by promoter/promoter group	0	0	0
Held by public	0	0	0
Total	0	0	0
Total paid-up capital of the company, assuming full conversion of warrants and convertible securities		249000	



Statement Showing Shareholding Pattern								
Category code	Category of Shareholder	Number of Shareholders	Table (I)(a)		Total shareholding as a percentage of total number of shares		Shares Pledged or otherwise encumbered	
			Total number of shares	Number of shares held in dematerialized form	As a percentage of (A+B) ¹	As a percentage of (A+B+C)	Number of shares	As a percentage
(I)	(II)	(III)	(IV)	(V)	(VI)	(VII)	(VIII)	(IX) = (VIII)/(IV)*100
(A)	Shareholding of Promoter and Promoter Group²							
1	Indian							
(a)	Individuals/ Hindu Undivided Family	0	0	0	0.00	0.00	0	0.00
(b)	Central Government/ State Government(s)	0	0	0	0.00	0.00	0	0.00
(c)	Bodies Corporate	1	25070	0	10.07	10.07	0	0.00
(d)	Financial Institutions/ Banks	0	0	0	0.00	0.00	0	0.00
(e)	Any Others (Specify)	0	0	0	0.00	0.00	0	0.00
	Sub Total(A)(1)	1	25070	0	10.07	10.07	0	0.00
2	Foreign							
a	Individuals (Non-Residents Individuals/ Foreign Individuals)	0	0	0	0.00	0.00	0	0.00
b	Bodies Corporate	0	0	0	0.00	0.00	0	0.00
c	Institutions	0	0	0	0.00	0.00	0	0.00
d	Qualified Foreign Investor	0	0	0	0.00	0.00	0	0.00
e	Any Others (Specify)	0	0	0	0.00	0.00	0	0.00
	Sub Total(A)(2)	0	0	0	0.00	0.00	0	0.00
	Total Shareholding of Promoter and Promoter Group (A) = (A)(1)+(A)(2)	1	25070	0	10.07	10.07	0	0.00
(B)	Public shareholding							
1	Institutions							
(a)	Mutual Funds/UTI	0	0	0	0.00	0.00	0	0.00
(b)	Financial Institutions/ Banks	0	0	0	0.00	0.00	0	0.00
(c)	Central Government/ State Government(s)	0	0	0	0.00	0.00	0	0.00
(d)	Alternative Investment Fund / Venture Capital Funds	0	0	0	0.00	0.00	0	0.00
(e)	Insurance Companies	0	0	0	0.00	0.00	0	0.00
(f)	Foreign Institutional Investors	0	0	0	0.00	0.00	0	0.00
(g)	Foreign Venture Capital Investors	0	0	0	0.00	0.00	0	0.00
(h)	Qualified Foreign Investor	0	0	0	0.00	0.00	0	0.00
(i)	Any Other (specify)	0	0	0	0.00	0.00	0	0.00
	Sub-Total (B)(1)	0.00	0.00	0.00	0.00	0.00	0	0.00
B 2	Non-Institutions							
(a)	Bodies Corporate	9	222510	0	89.36	89.36	0	0.00
(b)	Individuals							
i	Individuals - i. Individual shareholders holding nominal share capital up to Rs 1 lakh	5	1420	0	0.57	0.57	0	0.00
ii	Individual shareholders holding nominal share capital in excess of Rs. 1 lakh	0	0	0	0.00	0.00	0	0.00
(c)	Qualified Foreign Investor	0	0	0	0.00	0.00	0	0.00
(d)	Any Other (specify)	0	0	0	0.00	0.00	0	0.00
	Sub-Total (B)(2)	14	223930	0	89.93	89.93	0	0.00
(B)	Total Public Shareholding (B) = (B)(1)+(B)(2)	14	223930	0	89.93	89.93	0	0.00
	TOTAL (A)+(B)	15	249000	0	100.00	100.00	0	0.00
(C)	Shares held by Custodians and against which Depository Receipts have been issued							
1	Promoter and Promoter Group	0	0.00	0	0.00	0.00	0	0.00
2	Public	0	0.00	0	0.00	0.00	0	0.00
	Sub-Total (C)	0	0.00	0	0.00	0.00	0	0.00
	GRAND TOTAL (A)+(B)+(C)	15	249000	0	100.00	100.00	0	0.00



(I)(b) Statement showing holding of securities (including shares, warrants, convertible securities) of persons belonging to the category "Promoter and Promoter Group"

Sr. No.	Name of the shareholder	Details of Shares held		Encumbered shares (*)			Details of warrants		Details of convertible securities		Total shares (including
		Number of shares held	As a % of grand total (A)+(B)+(C)	No.	As a percentage	As a % of grand total (A)+(B)+(C)	Number of warrants held	As a % total number of	Number of convertible securities	As a % total number of	
(I)	(II)	(III)	(IV)	(V)	(VI)=(V)/(III)*100	(VII)	(VIII)	(IX)	(X)	(XI)	(XII)
1	Daman Investments & Finance Pvt. Ltd.	25070	10.07	0	0.00	0.00	0	0.00	0	0.00	0
	TOTAL	25070	10.07	0	0.00	0.00	0	0.00	0	0.00	0

(*) The term "encumbrance" has the same meaning as assigned to it in regulation 28(3) of the SAST Regulations, 2011

(I)(c)(i) Statement showing holding of securities (including shares, warrants, convertible securities) of persons belonging to the category "Public" and holding more than 1% of the total number of shares of the company

Sr. No.	Name of the shareholder	Number of shares held	Shares as a percentage of total number of shares (i.e., Grand Total (A)+(B)+(C) indicated in	Details of warrants		Details of convertible securities		Total shares (including underlying shares assuming full conversion of warrants and convertible securities)
				Number of warrants held	As a % total number of warrants of the same class	Number of convertible securities held	% w.r.t total number of convertible securities of the same class	
1	Crouse Investment Ltd.	24910	10.00	0	0.00	0	0.00	0
2	Maanzhi Investment & Trading Co. Pvt. Ltd.	24875	9.99	0	0.00	0	0.00	0
3	Excellent Printers Pvt. Ltd.	24700	9.92	0	0.00	0	0.00	0
4	Fayate Trading & Investment Company Ltd.	26575	10.67	0	0.00	0	0.00	0
5	Jagdamba Chemicals Pvt. Ltd.	23500	9.44	0	0.00	0	0.00	0
6	North India Carpet Company Ltd.	24000	9.64	0	0.00	0	0.00	0
7	Oswego Trading & Investment Co. Ltd.	24550	9.86	0	0.00	0	0.00	0
8	Oswal Intermediate Pvt. Ltd.	24900	10.00	0	0.00	0	0.00	0
9	Oswal Fibers Pvt. Ltd.	24500	9.84	0	0.00	0	0.00	0
	TOTAL	222510	89.36	0	0.00	0	0.00	0

(I)(c)(ii) Statement showing holding of securities (including shares, warrants, convertible securities) of persons (together with PAC) belonging to the category "Public" and holding more than 5% of the total number of shares of the company

Sr. No.	Name(s) of the shareholder(s) and the Persons Acting in Concert (PAC) with them	Number of shares	Shares as a percentage of total number of shares (i.e., Grand Total (A)+(B)+(C) indicated in Statement at para (I)(a)	Details of warrants		Details of convertible securities		Total shares (including underlying shares assuming full conversion of warrants and convertible securities) as a % of diluted
				Number of warrants	As a % total number of warrants of the same class	Number of convertible securities held	% w.r.t total number of convertible securities of the same class	
1	Crouse Investment Ltd.	24910	10.00	0	0.00	0	0.00	0
2	Maanzhi Investment & Trading Co. Pvt. Ltd.	24875	9.99	0	0.00	0	0.00	0
3	Excellent Printers Pvt. Ltd.	24700	9.92	0	0.00	0	0.00	0
4	Company Ltd.	26575	10.67	0	0.00	0	0.00	0
5	Jagdamba Chemicals Pvt. Ltd.	23500	9.44	0	0.00	0	0.00	0
6	North India Carpet Company Ltd.	24000	9.64	0	0.00	0	0.00	0
7	Oswego Trading & Investment Co. Ltd.	24550	9.86	0	0.00	0	0.00	0
8	Oswal Intermediate Pvt. Ltd.	24900	10.00	0	0.00	0	0.00	0
9	Oswal Fibers Pvt. Ltd.	24500	9.84	0	0.00	0	0.00	0
	TOTAL	222510	89.36	0	0.00	0	0.00	0



(I)(d) Statement showing details of locked-in shares

Sr. No.	Name of the shareholder	Number of locked-in shares	Locked-in shares as a percentage of total number of shares {i.e., Grand Total (A)+(B)+(C) indicated in Statement at para (I)(a) above}
		0	0.00
TOTAL		0	0.00

(II)(a) Statement showing details of Depository Receipts (DRs)

Sr. No.	Type of outstanding DR (ADRs, GDRs, SDRs, etc.)	Number of outstanding DRs	Number of shares underlying outstanding DRs
		0	0
TOTAL		0	0

(II)(b) Statement showing holding of Depository Receipts (DRs), where underlying shares held by "promoter/promoter group" are in excess of 1% of the total number of shares

Sr. No.	Name of the DR Holder	Type of outstanding DR (ADRs, GDRs, SDRs, etc.)	Number of shares underlying outstanding DRs
		0	0
TOTAL		0	0

